

14/148

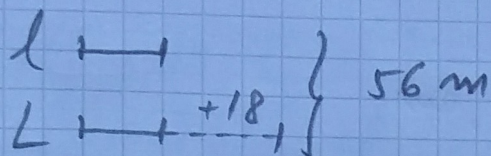
$$P = 112 \text{ m}$$

$$l = L - 18 \Rightarrow L = l + 18$$

$$P = 2 \times (L + l)$$

$$L + l = P : 2 = 112 : 2 = 56 \text{ m}$$

$P : 2 =$  reprezintă  
semiperimetrul  
dreptunghiului



$$56 - 18 = 38 \text{ m (2 segmente egale)}$$

$$38 : 2 = 19 \text{ m (lățimea)}$$

$$19 + 18 = 37 \text{ m (lungimea)}$$


15/148

$$P = 420 \text{ m}$$

$$l = L : 2 - 15$$

$$P = 2 \times (L + l)$$

$$L + l = P : 2 = 420 : 2 = 210 \text{ m}$$



$$210 + 15 = 225 \text{ m (3 segmente egale)}$$

$$225 : 3 = 75 \text{ m (un segment)}$$

$$75 \times 2 = 150 \text{ m (lungimea)}$$

$$75 - 15 = 60 \text{ m (lățimea)}$$

sau

În formula  $P = 2 \times (L + l)$  se înlocuiește  $l$  cu  $L : 2 - 15$   
și apoi se calculează. Se determină  $L$  și apoi  $l$ .

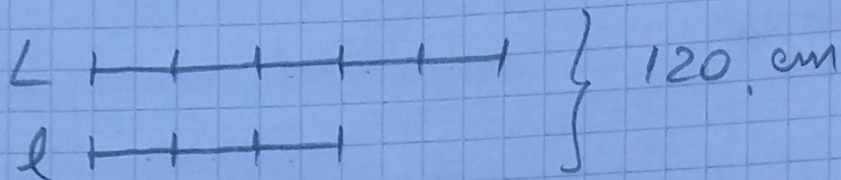
16/  
148

$$P = 240 \text{ cm}$$

$$l = \frac{3}{5} \text{ din } L \Rightarrow l = L : 5 \times 3$$

$$P = 2 \times (L + l)$$

$$L + l = P : 2 = 240 : 2 = 120 \text{ cm}$$



$$120 : 8 = 15 \text{ cm (un segment)}$$

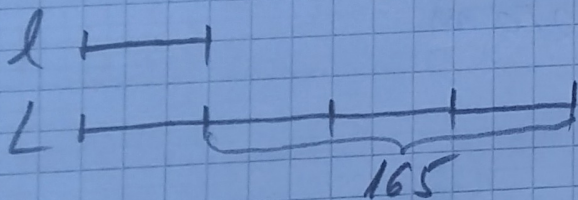
$$15 \times 3 = 45 \text{ cm (lățimea)}$$

$$15 \times 5 = 75 \text{ cm (lungimea)}$$

17/  
148

$$l = L - 165 \text{ m} \Rightarrow L = l + 165$$

$$l = L : 4 \Rightarrow L = l \times 4$$



$$165 : 3 = 55 \text{ m (lățimea) (un segment)}$$

$$55 \times 4 = 220 \text{ m (lungimea)}$$

$$P = 2 \times (L + l)$$

$$P = 2 \times (220 + 55) = 2 \times 275 = 550 \text{ m}$$

$$18/148 \quad L_1 = 72 \text{ m}$$

$$l_1 = \frac{2}{6} \text{ din } 72 \Rightarrow l_1 = 72 : 6 \times 2 = 12 \times 2 = 24 \text{ m}$$

$$l_2 = 24 \text{ m}$$

$$L_2 = 3 \times l_2 = 3 \times 24 = 72 \text{ m}$$

$$P_1 = 2 \times (L_1 + l_1) = 2 \times (72 + 24) = 2 \times 96 = 192 \text{ m}$$

$$P_2 = 2 \times (L_2 + l_2) = 2 \times (72 + 24) = 2 \times 96 = 192 \text{ m}$$

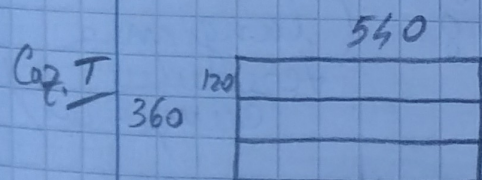
$$P_1 - P_2 = 192 - 192 = 0 \text{ m}$$

Ambele garduri sunt egale.

$$19/148 \quad L = 540 \text{ m}$$

$$l = \frac{4}{6} \text{ din } L = \frac{4}{6} \text{ din } 540 \Rightarrow l = 540 : 6 \times 4$$

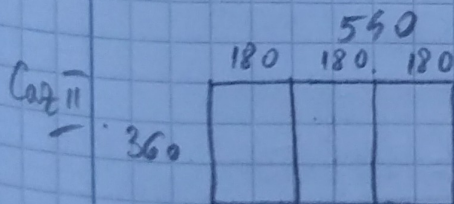
$$l = 90 \times 4 = 360 \text{ m}$$



$$l_1 = 360 : 3 = 120 \text{ m (lățimea noului dreptunghi)}$$

$$P_1 = 2 \times (L + l_1) = 2 \times (540 + 120) = 2 \times 660 = 1320 \text{ m}$$

(perimetrul noului dreptunghi)



$$l_1 = 540 : 3 = 180 \text{ m (lungimea noului dreptunghi devine lățime)}$$

• lățimea dreptunghiului devine lungime pentru noul dreptunghi (adică  $L_1 = 360 \text{ m}$ )

$$P_1 = 2 \times (L_1 + l_1) = 2 \times (360 + 180) = 2 \times 540 = 1080 \text{ m}$$

20/148

$$P = 930 \text{ m}$$


$$L = 15 + 2 \times l$$

$$l_1 = l$$

$$L_1 = 2 \times l - 12$$

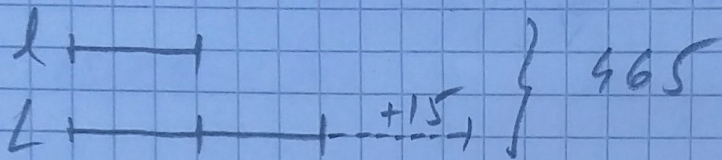
$$L = 315$$

$$L_1 = 288$$



$$P = 2 \times (L + l)$$

$$L + l = P : 2 = 930 : 2 = 465 \text{ m}$$



$$465 - 15 = 450 \text{ m (3 seg. egale)}$$

$$450 : 3 = 150 \text{ m (latimea)}$$

$$150 \times 2 + 15 = 300 + 15 = 315 \text{ (lungimea)}$$

$$L_1 = 2 \times 150 - 12 = 300 - 12 = 288 \text{ (lungimea feronului cumparat)}$$

$$P = 2 \times l + 2 \times L + 2 \times L_1 = 2 \times 315 + 2 \times 150 + 2 \times 288$$

$$P = 630 + 300 + 576 = 1506 \text{ m (intregul teren)}$$